EN INSTALLATION MANUAL
Warning! Before proceeding with installation, read the safety information in the User Manual.

DE MONTAGEANLEITUNG
Warnhinweis! Vor der Montage die in der Bedienungsanleitung enthaltenen Sicherheitsinformationen lesen.

FR MANUEL D'INSTALLATION
Avertissement ! Avant de procéder à l'installation, veuillez lire les informations sur la sécurité contenues dans le manuel de l'utilisateur.

NL INSTALLATIEHANDLEIDING
Waarschuwing! Lees de veiligheidsinformatie in de gebruikershandleiding alvorens het apparaat te installeren.

ES MANUAL DE INSTALACIÓN
¡Advertencia! Antes de proceder a la instalación, lea las indicaciones de seguridad del manual de instrucciones.

PT MANUAL DE INSTALAÇÃO
Aviso! Antes de proceder à instalação, leia a informação de segurança no Manual do Utilizador.

IT MANUALE DI INSTALLAZIONE
Avvertenza! Prima di procedere all'installazione, leggere le informazioni sulla sicurezza contenute nel Manuale d'uso.

SV INSTALLATIONSANVISNINGAR
Varning! Läs säkerhetsföreskrifterna i bruksanvisningen innan apparaten installeras.

NO INSTALLASJONSVEILEDNING
Advarsel! Les sikkerhetsinstruksjonene i bruksveiledningen før apparatet installeres.

FI ASENNUSOHJEET
Varoitus! Ennen laitteen asentamista lue käyttöoppaassa olevat turvallisuustiedot.

DA INSTALLATIONSVEJLEDNING
Advarsel! Læs sikkerhedsreglerne i brugsanvisningen inden installation.

RU РУКОВОДСТВО ПО УСТАНОВКЕ
Предупреждение! Прежде чем приступить к установке, прочитайте информацию о безопасности в Инструкциях по эксплуатации.

ET PAIGALDUSJUHEND
Hoiatus! Enne paigaldamisega jätkamist lugege kasutusjuhendis toodud ohutusteavet.

LV UZSTĀDĪŠANAS INSTRUKCIJAS
Brīdinājums! Pirms uzstādīšanas, izlasīt drošības informāciju Ekspluatācijas instrukcijās.

LT MONTAVIMO VADOVAS
Įspėjimas! Prieš pradėdami montavimo darbus, perskaitykite naudotojo vadove pateiktą saugumo informaciją.

UK ІНСТРУКЦІЯ ЗІ ВСТАНОВЛЕННЯ
Попередження. Перш ніж розпочинати встановлення, необхідно уважно прочитати інформацію з техніки безпеки, наведену в інструкції з експлуатації.

HU ÜZEMBE HELYEZÉSI KÉZIKÖNYV
Figyelem! Az üzembe helyezéssel történő továbblépés előtt olvassa el a Felhasználói kézikönyvben található biztonsági tudnivalókat.

CZ **INSTALAČNÍ PŘÍRUČKA**
Upozornění! Před zahájením instalace si přečtěte bezpečnostní informace v uživatelské příručce.

SK **INŠTALAČNÁ PRÍRUČKA**
Varovanie! Pred inštaláciou si pozorne prečítajte návod na použitie.

RO **MANUAL DE INSTALARE**
Avertisment! Înainte de a începe instalarea, citiți informațiile privind siguranța din Manualul de utilizare.

PL **INSTRUKCJA INSTALACJI**
Ostrzeżenie! Przed przystąpieniem do instalacji należy przeczytać informacje dotyczące bezpieczeństwa znajdujące się w instrukcji obsługi.

HR **PRIRUČNIK ZA INSTALACIJU**
Upozorenje! Pročitajte informacije koje se odnose na zaštitu u priručniku za korištenje prije nego proslijedite s instalacijom.

SI **NAVODILA ZA VGRADNJO**
Opozorilo: Pred vgradnjo preberite varnostna navodila v navodilih za uporabo.

GR **ΕΓΧΕΙΡΙΔΙΟ ΕΓΚΑΤΑΣΤΑΣΗΣ**
Προειδοποίηση! Πριν προβείτε στην εγκατάσταση, διαβάστε τις οδηγίες ασφαλείας στο Εγχειρίδιο Χρήστη.

TR **MONTAJ EL KİTABI**
Uyarı! Montaja başlamadan evvel, Kullanıcı El Kitabındaki güvenlik bilgisini okuyun.

BG **РЪКОВОДСТВО ЗА МОНТАЖ**
Предупреждение! Преди да пристъпите към монтаж, прочетете информацията за безопасност в ръководството за потребителя.

KK **ОРНАТУ НҰСҚАУЛЫҒЫ**
Ескерту! Орнатуды бастаудың алдында Пайдаланушы нұсқаулығындағы қауіпсіздік жөніндегі ақпаратпен танысып шығыңыз.

MK **УПАТСТВО ЗА МОНТАЖА**
Предупредување! Пред да продолжите со монтажата, прочитајте ги информациите за безбедност во Прирачникот за корисник.

AL **MANUALI I INSTALIMIT**
Kujdes! Para se të vijoni me instalimin, lexoni informacionet e sigurisë në Manualin e Përdoruesit.

SR **УПУТСТВО ЗА ИНСТАЛИРАЊЕ**
Упозорење! Пре почетка инсталације прочитајте безбедносне информације у корисничком упутству.

AR **كتَيّب تعليمات التركيب**
تحـذير! قبل البدء بالتركيب، يرجى قراءة المعلومات التي تخص السلامة الموجودة في كتَيّب تعليمات الاستعمال.

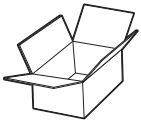

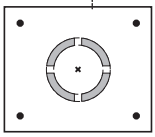
D1

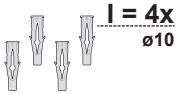
I = 4x
ø10

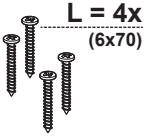
L = 4x
(6x70)

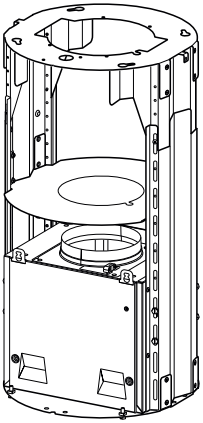

N3 = 4x
(M6x80)

N = 4x
(2,9x6,5)

N4 = 4x
(M6x15)

N5 = 4x
M6



N6 = 4x
ø6



O2

O1

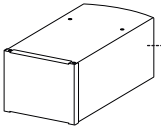
N1

O

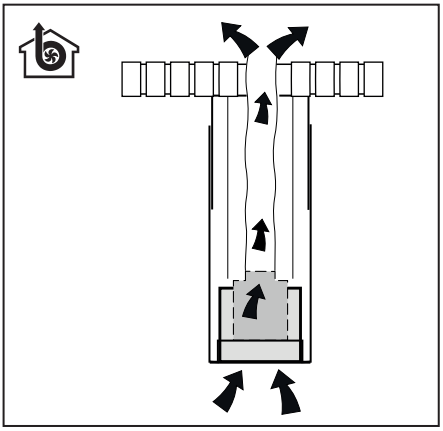

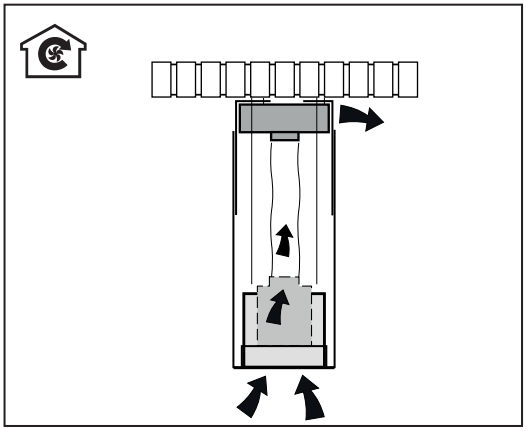

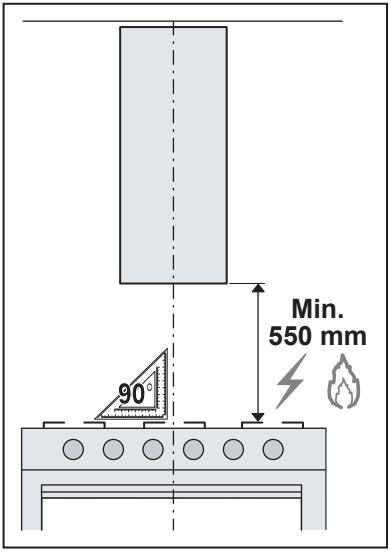
Min.
550 mm
90°

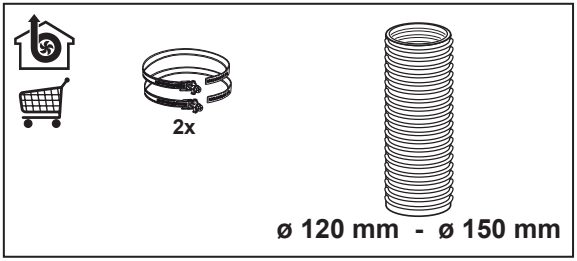
2x
ø 120 mm - ø 150 mm

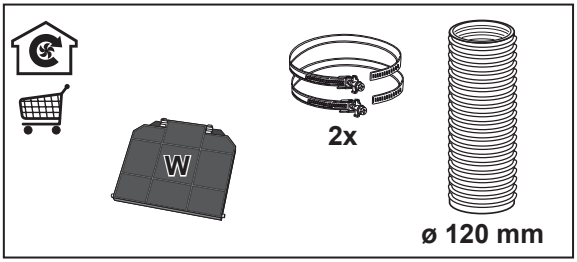
W
2x
ø 120 mm


OK!

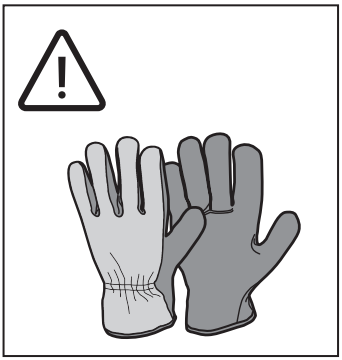

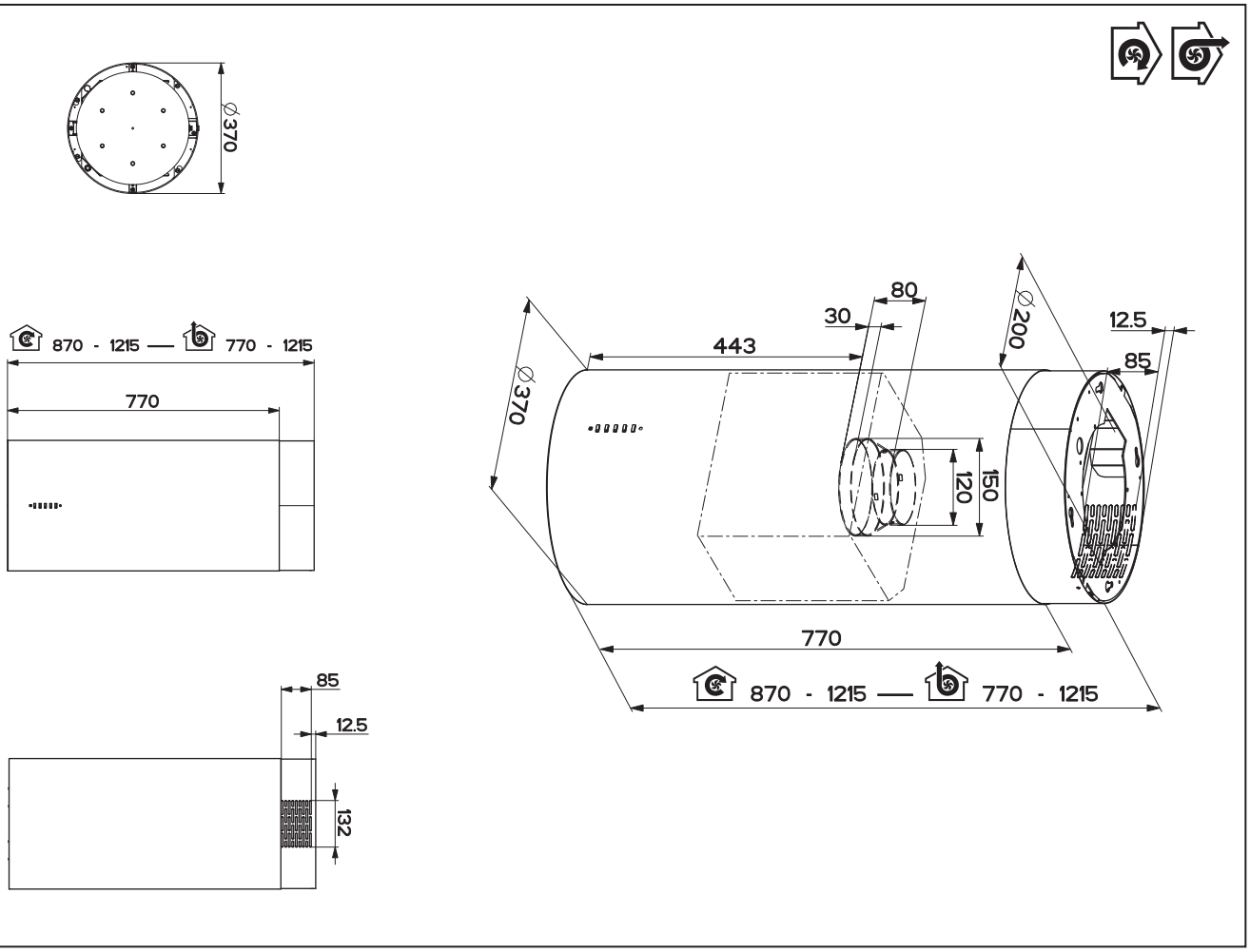
∅370
870 - 1215 — 770 - 1215
770
85
12.5
132
∅370
443
30
80
∅200
12.5
85
120
150
770
870 - 1215 — 770 - 1215

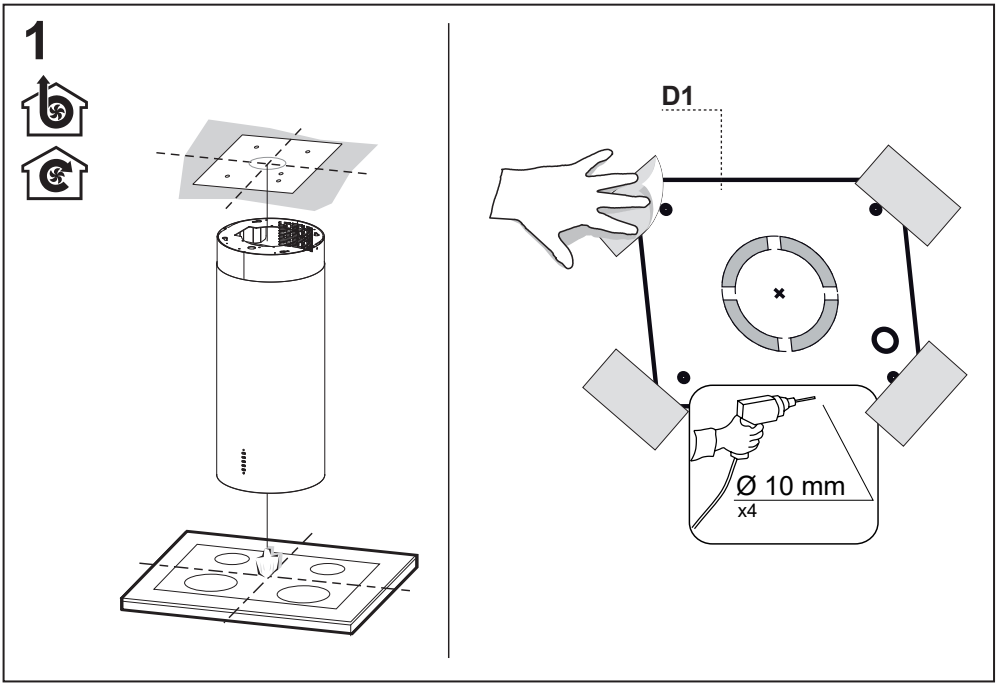
1
D1
Ø 10 mm
x4

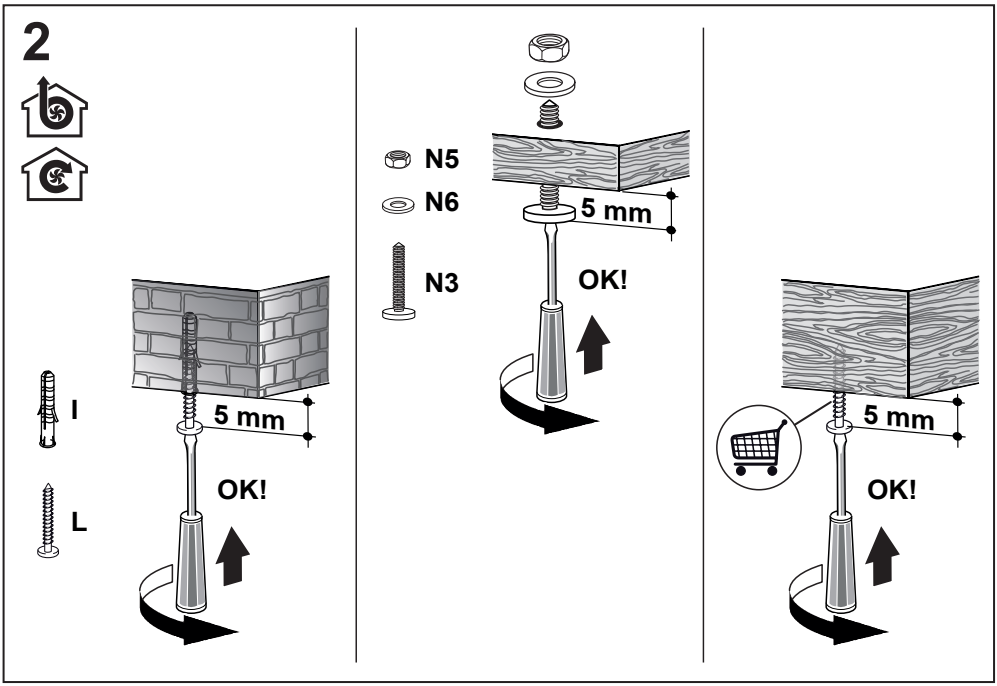
2
I
L
5 mm
OK!
N5
N6
N3
5 mm
OK!
5 mm
OK!

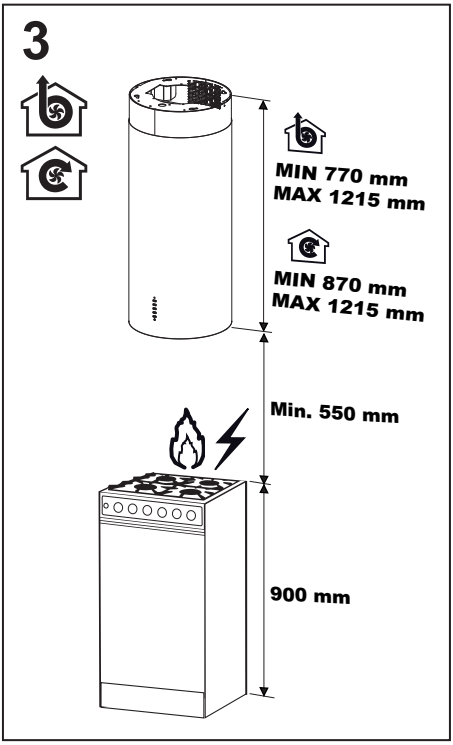
3
MIN 770 mm
MAX 1215 mm
MIN 870 mm
MAX 1215 mm
Min. 550 mm
900 mm

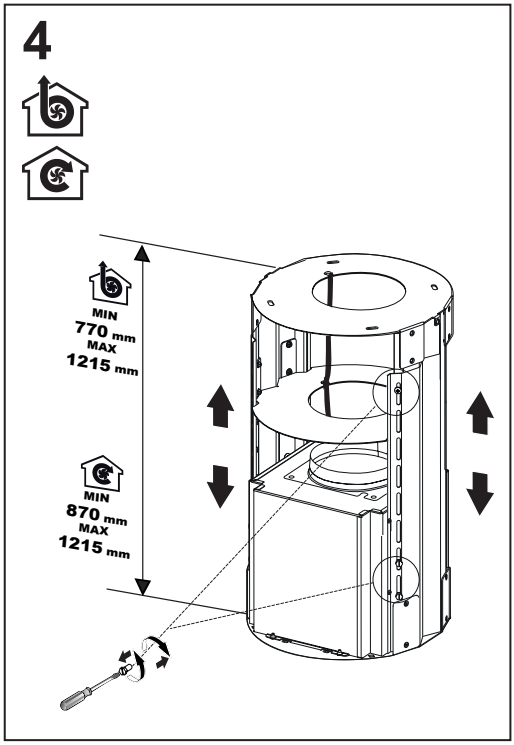
4
MIN
770 mm
MAX
1215 mm
MIN
870 mm
MAX
1215 mm

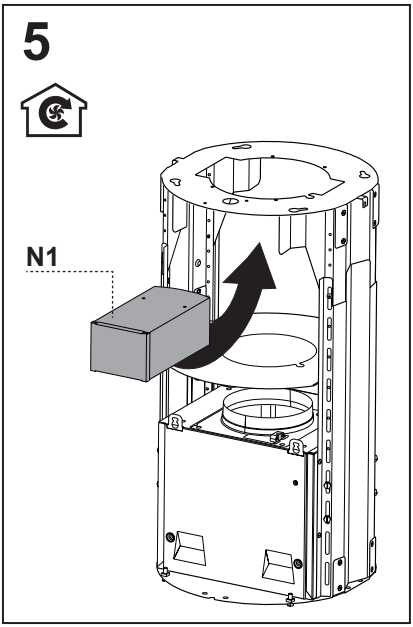
5
N1

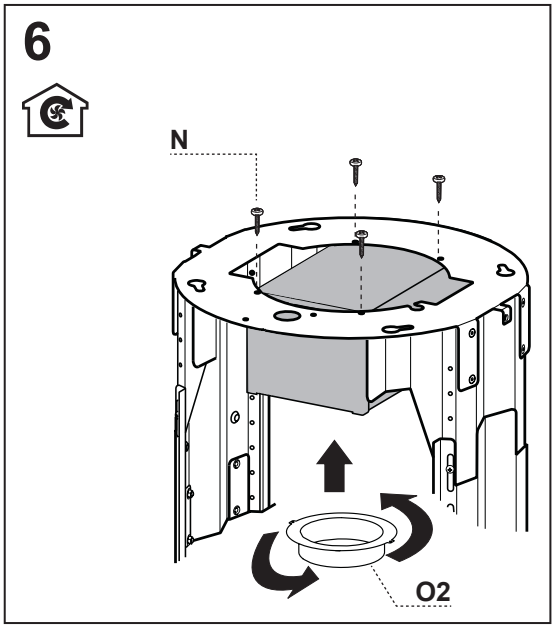
6
N
O2

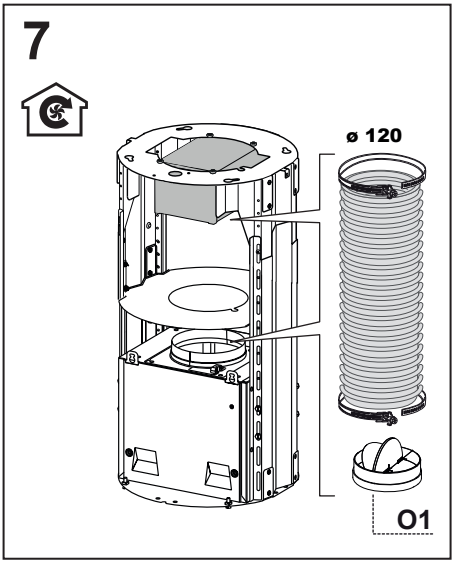
7
ø 120
O1

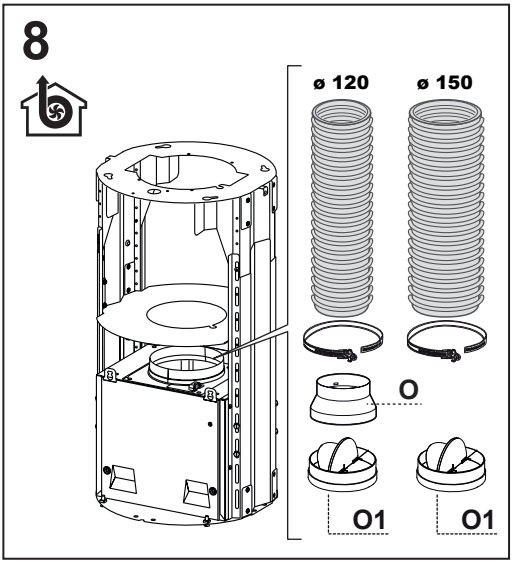
8
ø 120
ø 150
O
O1
O1

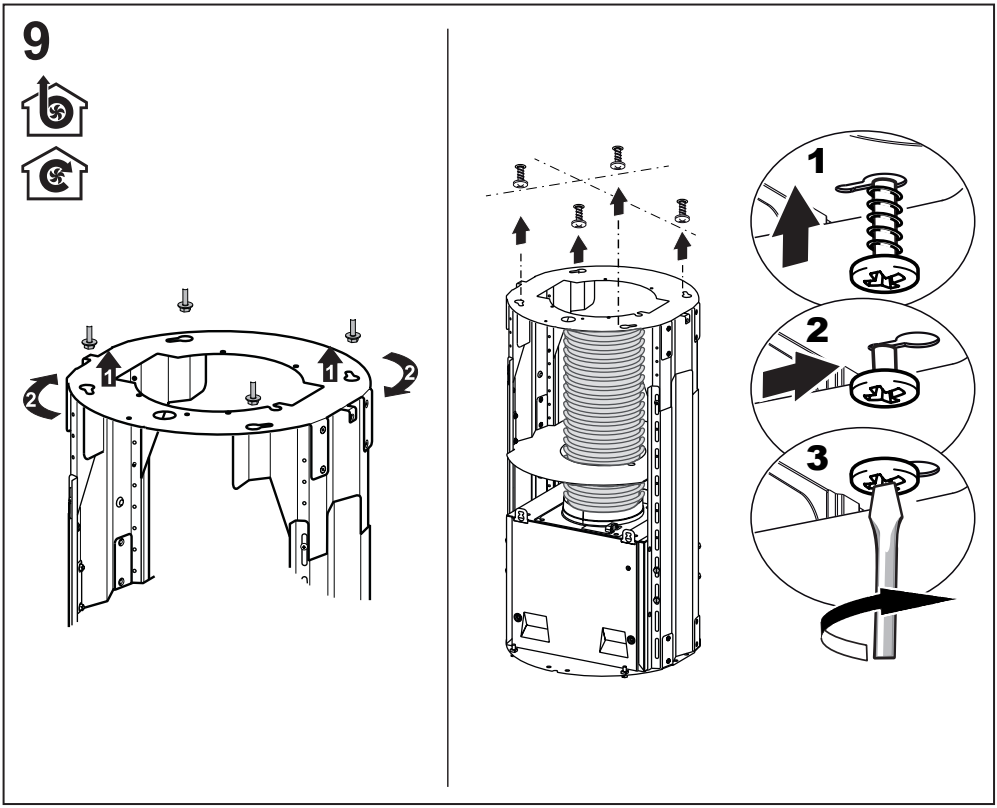
9
1
1
2
2
1
2
3

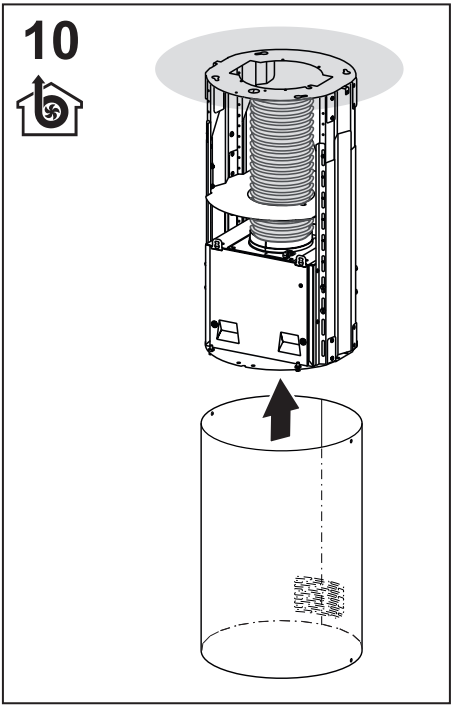
10

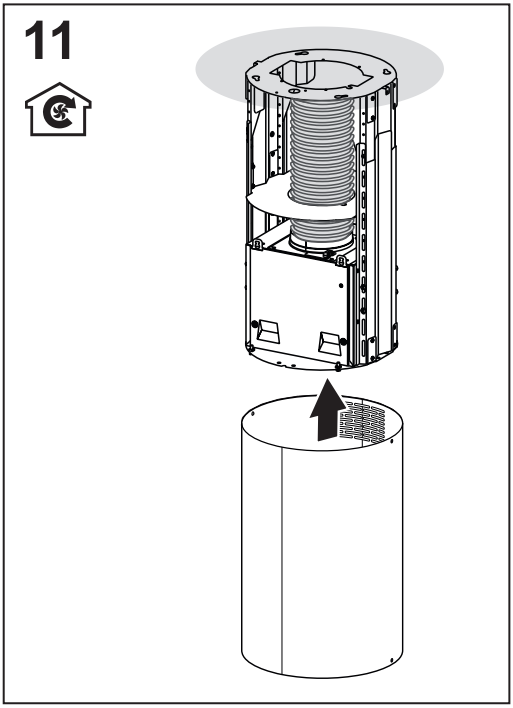
11

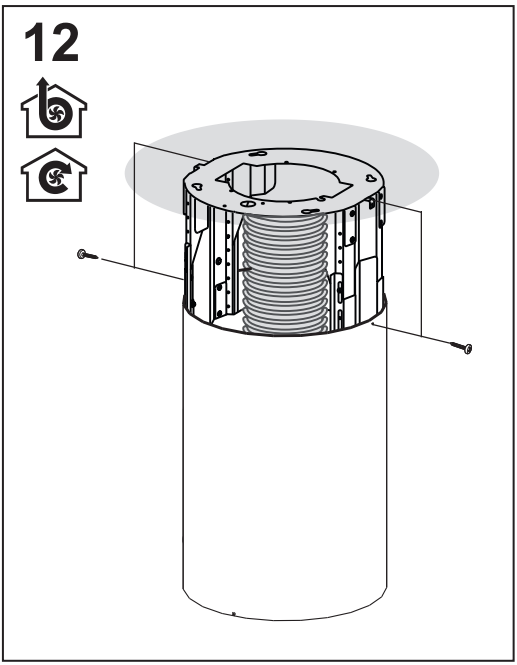
12

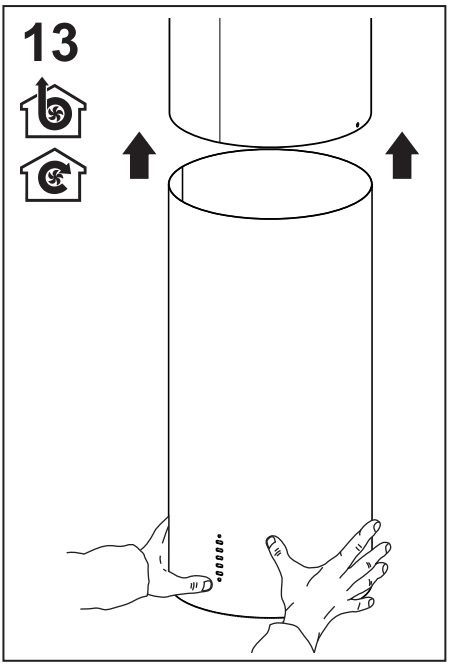
13

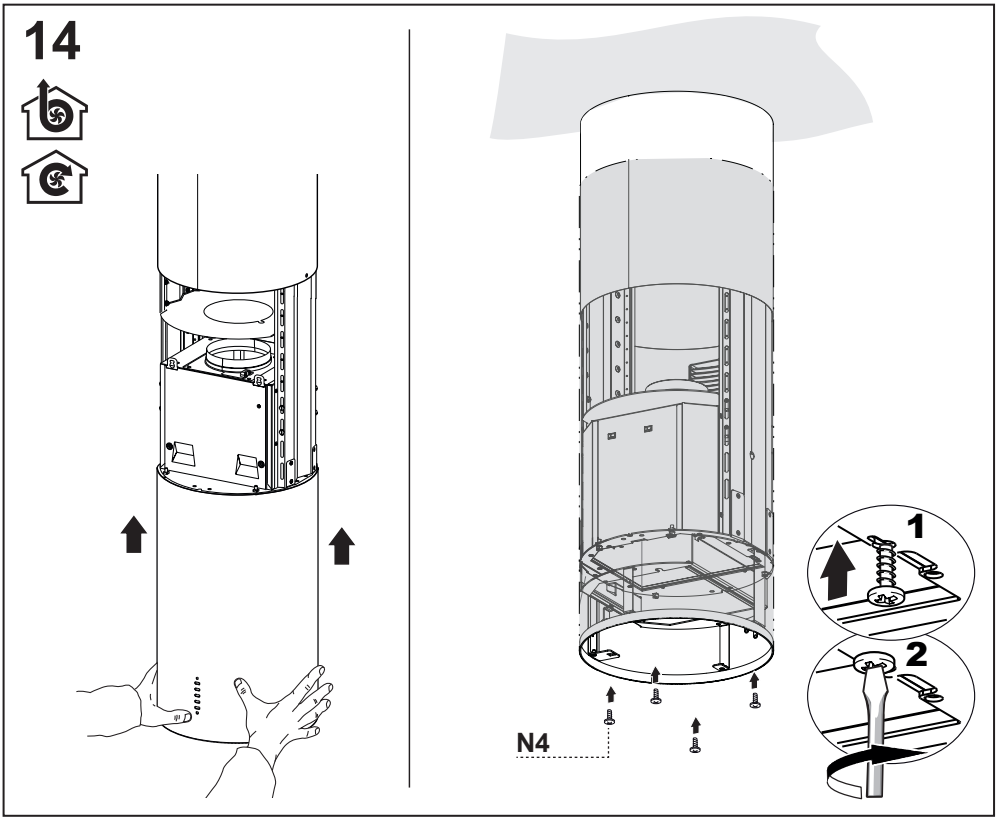
14
N4
1
2

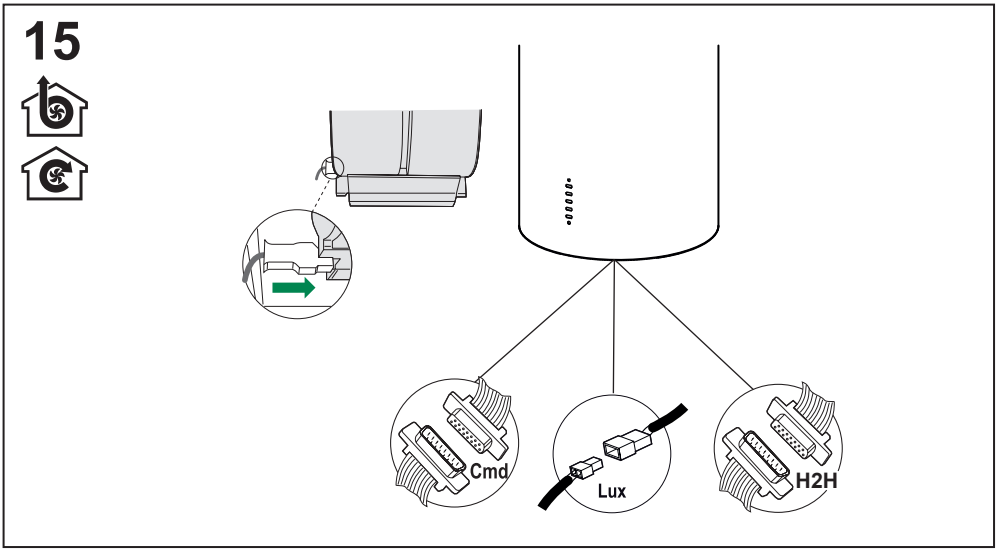
15
Cmd
Lux
H2H

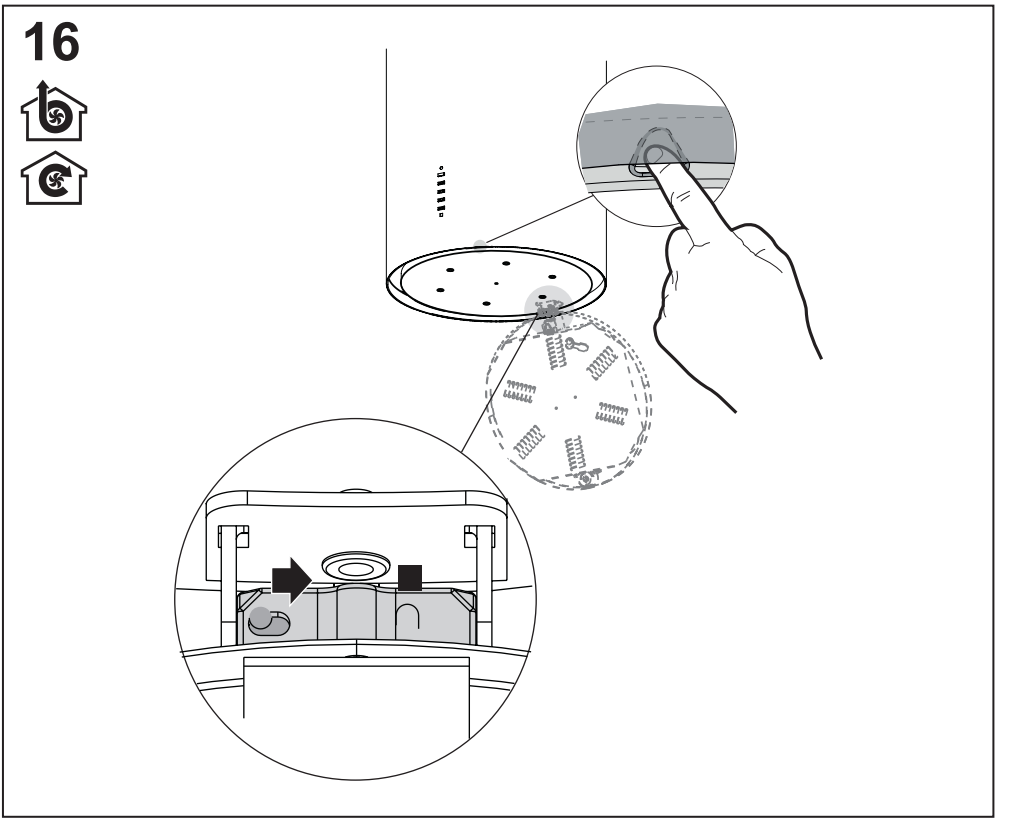
16

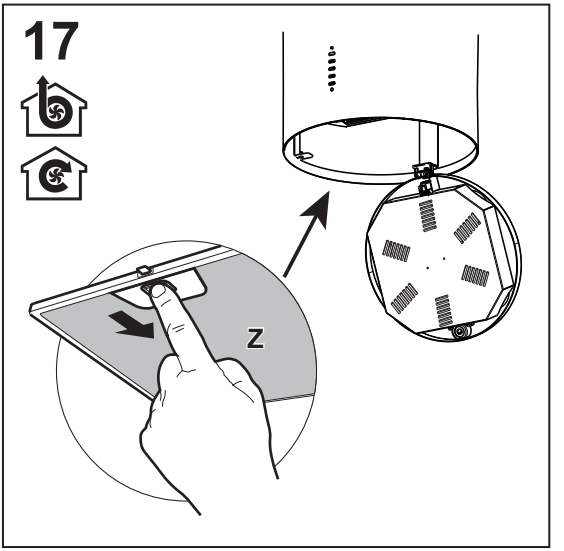
17
Z

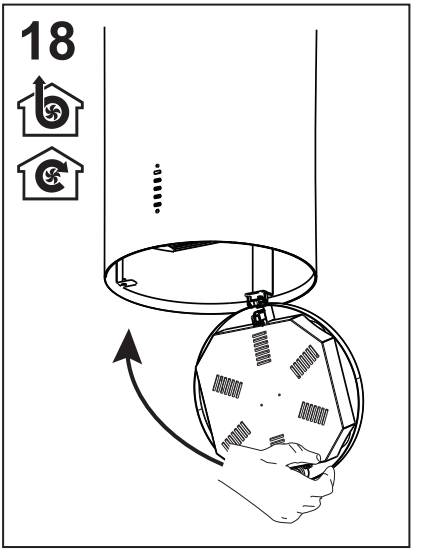
18

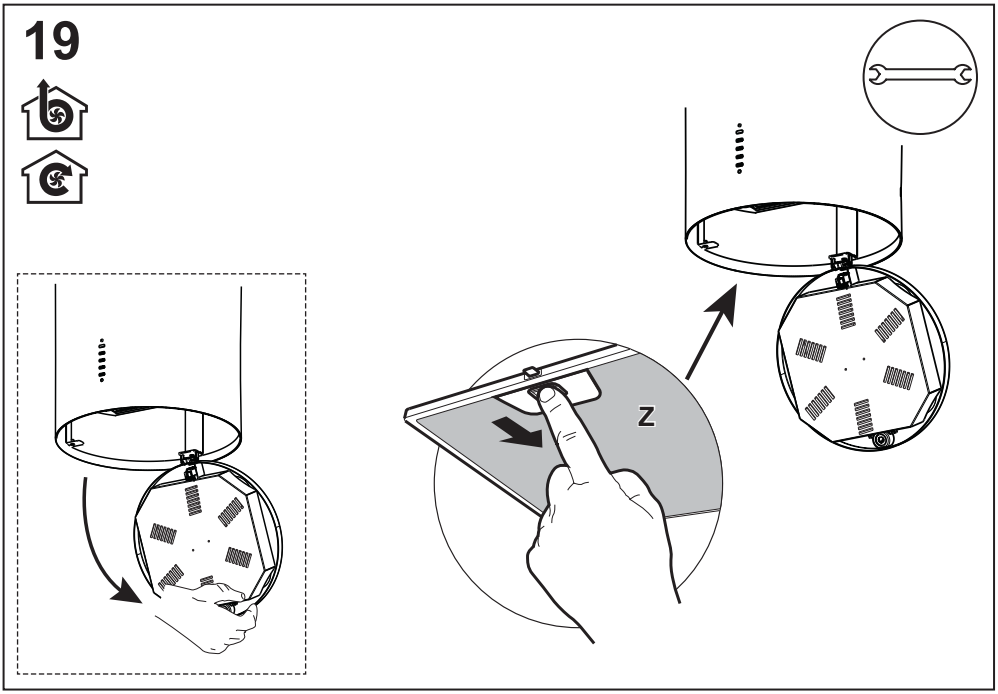
19
Z

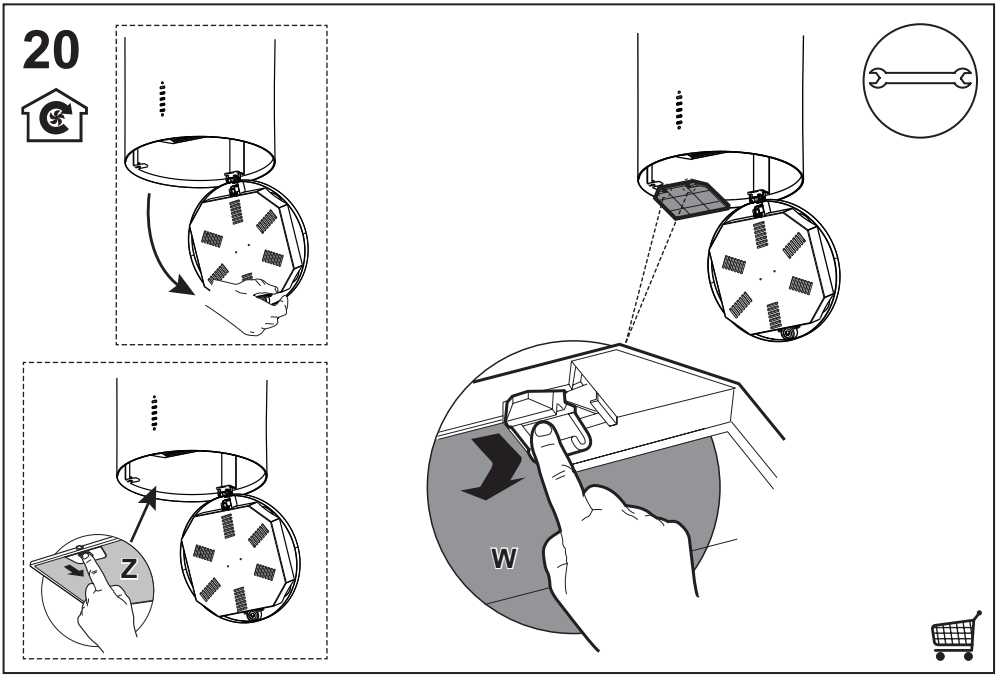
20
Z
W

991.0496.458_03 - 190930 - D00003448_02